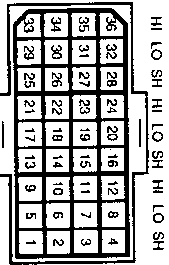
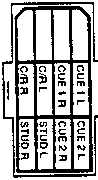


OTARIU[®]

CONSOLE PRODUCTS GROUP



TO CONSTRUCTIVE
MAY LIFELINES



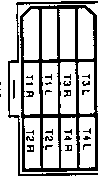
241

TO EFF. PROC. A & B
FROM REVERB A & B



242

TO STEREO TAPE
MACHINES



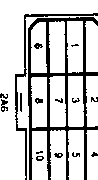
243

TO AUX SIG. PROC. 1-10
(FROM CONSOLE AUX BUSES 1-10)



244

FROM AUX SIG. PROC. 1-10



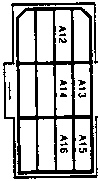
245

TO SIGNAL PROCESSORS A1-A11



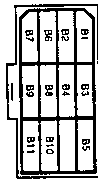
281

TO SIGNAL PROCESSORS A12-A16



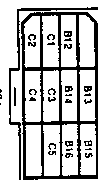
282

FROM SIGNAL
PROCESSORS B1-B11



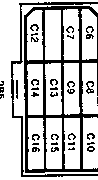
283

FROM SIG. PROCESSORS B12-B16
FROM THE LINES C1-C5



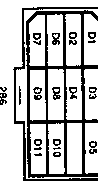
284

FROM THE LINES C6-C16



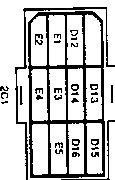
285

TO SIGNAL PROCESSORS
POINTS D1-D11



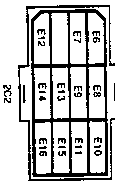
286

TO SIGNAL SIG. PROC.
POINTS D12-D16/EF-55



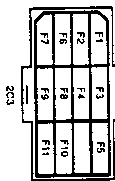
287

FROM SIG. PROC.
POINTS EF-56/EF-6



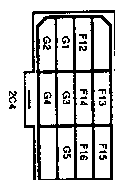
288

TO SIGNAL PROCESSORS
POINTS F1-F11



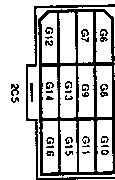
289

TO SIGNAL SIG. PROC.
POINTS F12-F16/G3



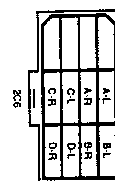
290

FROM SIG. PROC.
POINTS G4-G16



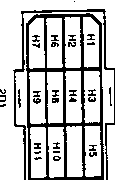
291

TO SPEAKER MAPS



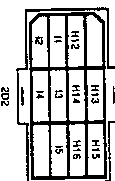
292

TO SIG. PROC.
POINTS H1-H11



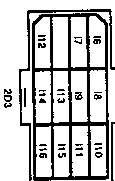
201

TO SIGNAL SIG. PROC.
POINTS H12-H16



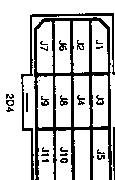
202

FROM SIG. PROC.
POINTS I8-I16



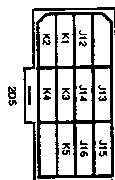
203

TO SIG. PROC.
POINTS J1-J11



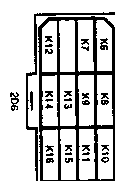
204

TO SIGNAL SIG. PROC.
POINTS J12-J16/K1-K5



205

FROM SIG. PROC.
POINTS K6-K16



206

SERIES 54 WIRING INFO

MASTER FUNCTIONS/SIGNAL PROC. D-K

46 INPUT MAINFRAME

(P* NUMBERS REFER TO APPROPRIATE PATCHBAY MOTHERBOARD CONNECTORS)

549584-6
REV: 3 11/05/91